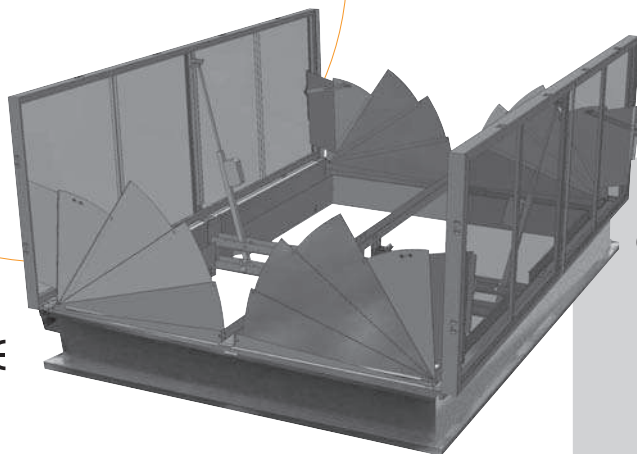


Hexacoif DoE Eventail

Smoke vents range

NSHEV for renovation application
Double Flaps (Electric)

CE - This smoke vent meets the
European regulation EN 12101-2
in force.



Hexacoif DoE (two opening flaps) is designed to fit with all kind of existing support (concrete, steel, wood...), and can be controlled by thermofuse and/or electric control box.

This smoke vent is available in 2 levels of aerodynamic performances (STANDARD and PLUS).

This smoke vent is a veritable innovation. With its foldable windshields, the DoE Eventail can reach a high level of aerodynamic performances, while preserving the aesthetic aspect of the building.

Dimensions

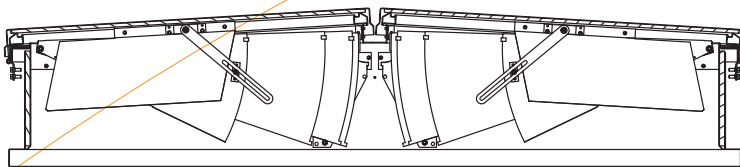
Performances

Characteristics

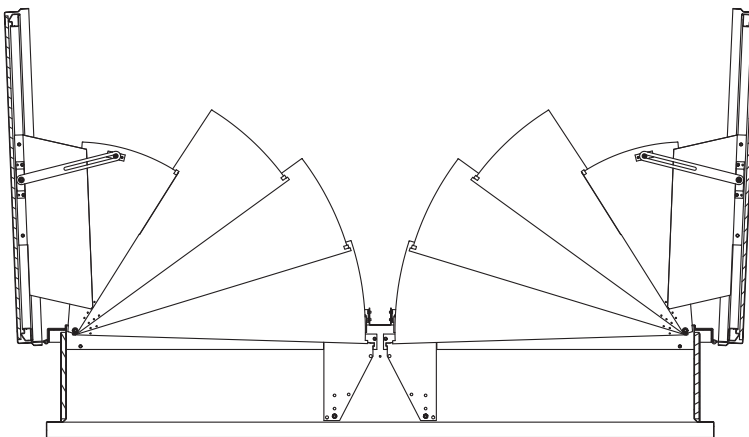
DT = DB l x L in m	Geometrical Area (Av) in m ²	Aerodynamical Area (Aa)		Nb of pistons	Filling with PCA 10-16				Filling with Aluminium cover			
		Standard	Plus		Electric drive D+H ZA				Electric drive D+H ZA			
					Aa in m ²	Aa in m ²	Voltage	SL 125	SL 250	SL 550	Voltage	SL 125
		U (V)	I (A)		I (A)	I (A)	U (V)	I (A)	I (A)	I (A)		
1,20 x 2,00	2,40	1,68	1,80	2	24	2,2	2,4	3,2	24	2,4	2,4	3,2
1,20 x 2,50	3,00	2,07	2,25	2	24	2,4	2,4	3,2	24	2,4	3	3,4
1,20 x 3,00	3,60	2,48	2,70	2	24	2,4	3	3,4	24	2,4	3,2	-
1,40 x 2,00	2,80	1,93	2,10	2	24	2,4	3	3,2	24	2,4	3	3,4
1,40 x 2,50	3,50	2,38	2,63	2	24	2,4	3	-	24	3	3,2	-
1,40 x 3,00	4,20	2,86	3,15	2	24	2,4	3,2	-	24	3	3,2	-
1,60 x 1,60	2,56	1,79	1,92	2	24	2,4	3	3,2	24	2,4	3	-
1,60 x 2,00	3,20	2,21	2,40	2	24	2,4	3	-	24	3	3,2	-
1,60 x 2,40	3,84	2,61	2,88	2	24	2,4	3,2	-	24	3	3,2	-
1,60 x 2,50	4,00	2,72	3,00	2	24	2,4	3,2	-	24	3	3,2	-
1,60 x 3,00	4,80	3,26	3,61	2	24	3	3,2	-	24	3,2	3,4	-
1,80 x 1,80	3,24	2,20	2,43	2	24	2,8	3,2	-	24	2,8	3,2	-
1,80 x 2,00	3,60	2,45	2,70	2	24	2,8	3,2	-	24	3	3,2	-
1,80 x 2,50	4,50	3,06	3,39	2	24	2,8	3,2	-	24	3,2	-	-
1,80 x 3,00	5,40	3,67	4,09	2	24	2,8	3,4	-	24	3,2	-	-
2,00 x 2,00	4,00	2,72	3,00	2	24	3	3,2	-	24	3,2	3,4	-
2,00 x 3,00	6,00	4,08	4,56	2	24	3,2	-	-	24	3,4	-	-
Commercial references		For other dimensions, please, consult us.			"- " Not available							
DB = dimension at the bottom of the upstand		DT = dimension at the top of the upstand										

Hexacoif DoE Eventail

Smoke vents range



Hexacoif DoE Eventail in waiting position



Hexacoif DoE Eventail in safety position

COMPONENTS:

- A metallic upstand in galvanized steel of 150 mm high, which can be installed on all kind of existing support (concrete, steel, wood...).
- This product also allows to transform the original function of an existing skylight, while conserving the existing upstand.
- Two aluminium frames which protects the periphery of dome or PCA.
- A thermofuse pre-installed in the factory (in option).
- Two opening flaps controlled by thermofuse and/or electric control box. The opening power is given by a 24V drive integrated in the whole system.
- Aerodynamic devices type Eventail in galvanized steel, integrated to the complete system (installed on the smoke vent in our premises).

FILLING:

- Our standard:
 - PCA 10 mm 4 skins
- In option:
 - PCA 16 mm 7 skins
 - Insulated aluminium cover

For additional details, see the rubric of the options.

Working	Type B opening + closing
Cycles	Re 10,000 (daily ventilation) + Re 1,000 (smoke extraction)
Snow load	SL250 or SL550
Low Temperature	T (-15°)
Wind load	WL 1 500 Pa
Resistance to heat	B 300 °C